

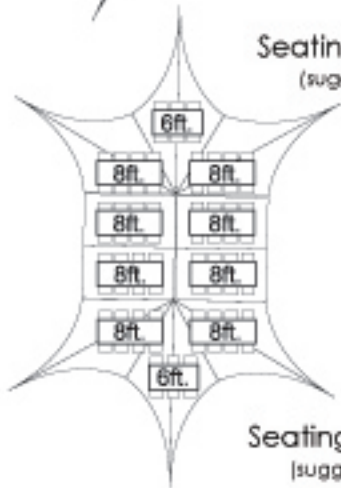
# STARTWIN 685 - SPECIFICATIONS

**CITY B GROUP**

## Seating Charts

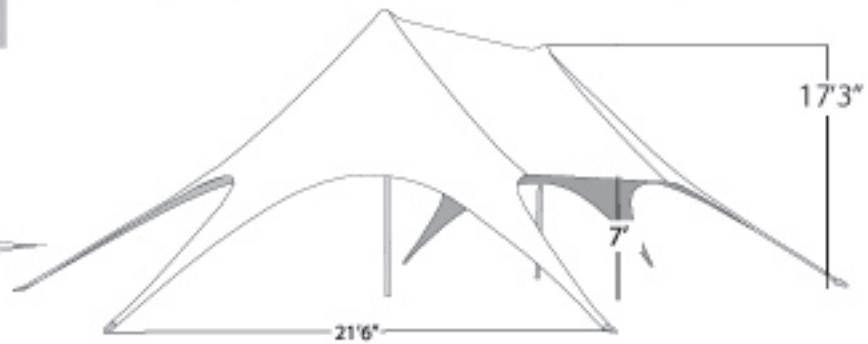


**Seating with Chairs Only**  
(suggested capacity - 106)

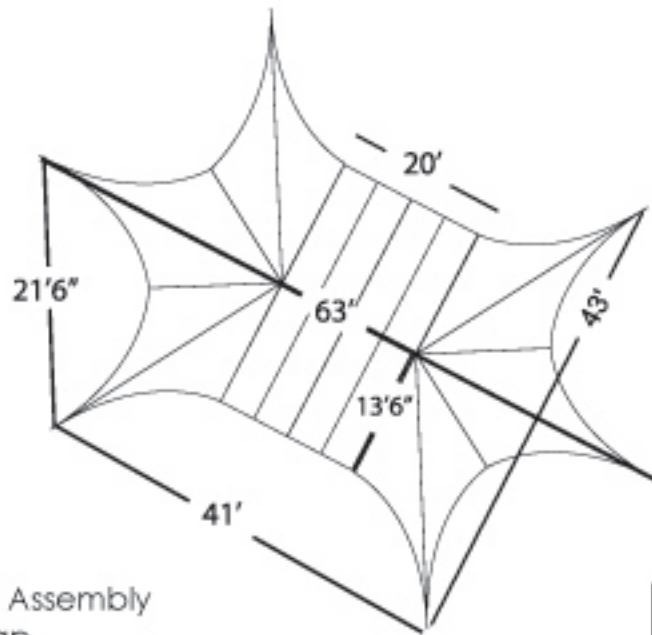


**Seating with 6' & 8' Table**  
(suggested capacity - 66)

## Heights



## Widths



## Package Includes

Qty:	Item:
6	50.25" Aluminum Poles
2	50.25" Telescoping Pole with Crank Assembly
2	13.5" Aluminum Pole with Dome Cap
1	250x500 Denier Polyester Oxford Top
5	Carry Bag
6	Steel Spikes
2	Center Pole Plate
2	Measuring Cable
1	Stake Puller
1	Assist Bar

## Shipping Weights & Sizes

Item:	Weight:	Shipping Box Size:
Poles	146 lbs	12"x12"x53"
Top	95 lbs	20"x20"x24"
Hardware	50 lbs	8"x8"x43"

**Colors**  
White  
Black  
Red  
Green  
Yellow  
Purple  
Cream  
Blue  
Navy  
Silver

\* All measurements are approximate